

PEDESTRIAN COUNT PROJECT

Boise, Idaho
December 2011


Submitted by:
L2 Data Collection
December 6, 2011



 **L2 Data Collection**
Vehicle, Pedestrian and Bicycle

For questions or
additional information,
please contact:

Lori Vawdrey
Project Manager
L2 Data Collection
LVawdrey@L2DataCollection.com
(208) 860-7554



Pedestrian Survey Executive Summary

L2 Data Collection conducted the Winter 2011 Pedestrian Counts on Thursday, December 1st and Saturday, December 3rd, 2011. As in previous counts, weekday counts were conducted from 11:30am to 1:00pm and 4:30pm to 6:00pm. Weekend counts were conducted from 11:30am to 1:00pm and 5:30pm to 7:00pm.

The Winter 2011 Count locations included:

- 8th and Idaho – Control Intersection
- 8th and Broad – Control Intersection
- 6th and Idaho
- 10th and Main

The control intersections (8th/Idaho and 8th/Broad) are included with all seasonal pedestrian counts. The total pedestrians (excluding Weekend Mid-day at 8th and Idaho) counted are as follows:

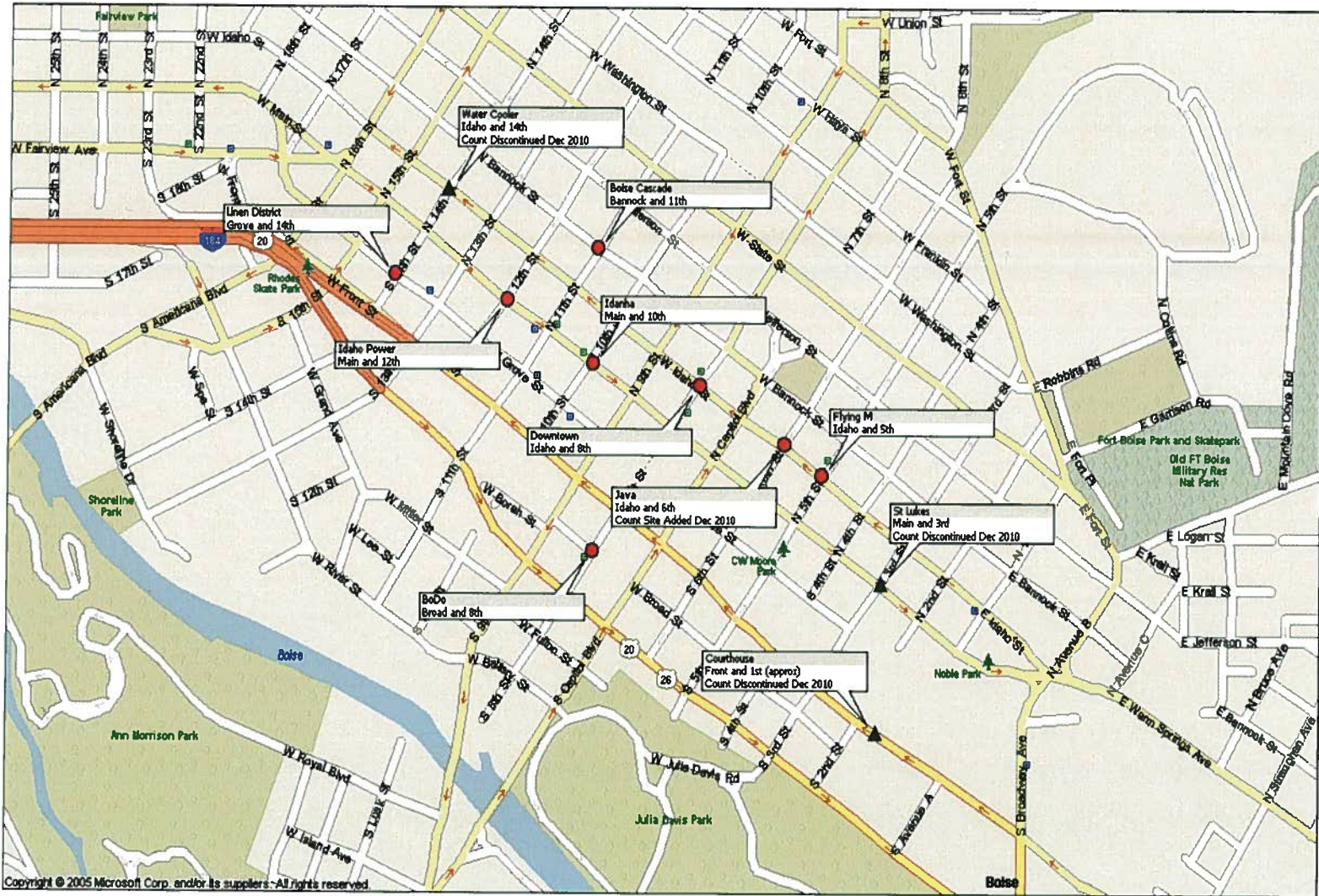
Location	Dec. 2009	Dec. 2010	Dec. 2011
8 th and Idaho	2882	3615	3771
8 th and Broad	3331	3381	4576
6 th and Idaho	N/A	1167	1819
10 th and Main	N/A	1232	1995

First Thursday December Extended ½ hour count (6:00-6:30pm).

8 th and Idaho	N/A	523	821
8 th and Broad	N/A	341	707
6 th and Idaho	N/A	117	187
10 th and Main	N/A	275	451

Lane Judd
 Field Manager
 L2 Data Collection
ljudd@L2datacollection.com

Pedestrian Count Locations



L2 Data Collection

Vehicle, Pedestrian and Bicycle

Data: Pedestrian and Cyclists

Period: December 2011

Sort: Day and Time

Boise, Idaho				December 2011	December 2011	December 2011
#	Day	Time	Location	Total	Peds	Cyclists
1	Wkday	Mid	14th and Grove	0	0	0
2	Wkday	Mid	12th and Main	0	0	0
3	Wkday	Mid	11th and Bannock	0	0	0
4	Wkday	Mid	10th and Main	654	630	24
5	Wkday	Mid	8th and Idaho	1,348	1,290	58
6	Wkday	Mid	8th and Broad	594	533	61
7	Wkday	Mid	6th and Idaho	467	418	49
8	Wkday	Mid	5th and Idaho	0	0	0
1	Wkday	PM	14th and Grove	0	0	0
2	Wkday	PM	12th and Main	0	0	0
3	Wkday	PM	11th and Bannock	0	0	0
4	Wkday	PM	10th and Main	689	644	45
5	Wkday	PM	8th and Idaho	1,337	1,221	116
6	Wkday	PM	8th and Broad	1,140	1,035	105
7	Wkday	PM	6th and Idaho	479	439	40
8	Wkday	PM	5th and Idaho	0	0	0
1	Wkend	Mid	14th and Grove	0	0	0
2	Wkend	Mid	12th and Main	0	0	0
3	Wkend	Mid	11th and Bannock	0	0	0
4	Wkend	Mid	10th and Main	366	340	26
5	Wkend	Mid	Market Accesses*	1,838	1,781	57
6	Wkend	Mid	8th and Broad	909	875	34
7	Wkend	Mid	6th and Idaho	1,033	986	47
8	Wkend	Mid	5th and Idaho	0	0	0
1	Wkend	PM	14th and Grove	0	0	0
2	Wkend	PM	12th and Main	0	0	0
3	Wkend	PM	11th and Bannock	0	0	0
4	Wkend	PM	10th and Main	467	418	49
5	Wkend	PM	8th and Idaho	479	439	40
6	Wkend	PM	8th and Broad	508	482	26
7	Wkend	PM	6th and Idaho	365	355	10
8	Wkend	PM	5th and Idaho	0	0	0
1	Event	PM	14th and Grove	0	0	0
2	Event	PM	12th and Main	0	0	0
3	Event	PM	11th and Bannock	0	0	0
4	Event	PM	10th and Main	0	0	0
5	Event	PM	8th and Idaho	0	0	0
6	Event	PM	8th and Broad	0	0	0
7	Event	PM	6th and Idaho	0	0	0
8	Event	PM	5th and Idaho	0	0	0
Total				12,673	11,886	787

*new count locations August 2010

94% 6%

L2 Data Collection

Vehicle, Pedestrian and Bicycle

Data: Pedestrian and Cyclists

Period: Monthly Summary

Sort: Day and Time

Boise, Idaho

#	Day	Time	Location	August 2009	October 2009	December 2009	May 2010	August 2010	October 2010	December 2010	May 2011	August 2011	October 2011	December 2011
				Total	Total	Total	Total	Total	Total	Total	Total	Total	Total	Total
1	Wkday	Mid	14th and Grove	87	-	53	-	102	67	-	-	69	46	-
2	Wkday	Mid	12th and Main	222	209	-	-	161	-	-	167	166	-	-
3	Wkday	Mid	11th and Bannock	290	-	-	289	282	-	-	372	329	-	-
4	Wkday	Mid	10th and Main	694	-	-	-	628	-	378	-	843	-	654
5	Wkday	Mid	8th and Idaho	1,765	1,341	1,287	1,426	1,719	1,413	1,150	1,932	1,799	1,730	1,348
6	Wkday	Mid	8th and Broad	1,226	904	766	1,127	1,095	906	596	956	1,147	797	594
7	Wkday	Mid	6th and Idaho	-	-	-	-	-	-	325	-	415	-	467
8	Wkday	Mid	5th and Idaho	395	-	358	-	389	487	-	-	408	484	-
1	Wkday	PM	14th and Grove	61	-	74	-	75	83	-	-	96	43	-
2	Wkday	PM	12th and Main	150	159	-	-	138	-	-	144	99	-	-
3	Wkday	PM	11th and Bannock	186	-	-	191	155	-	-	177	180	-	-
4	Wkday	PM	10th and Main	371	-	-	-	339	-	457	-	387	-	689
5	Wkday	PM	8th and Idaho	1,319	816	673	942	1,125	990	1,090	1,196	951	959	1,337
6	Wkday	PM	8th and Broad	944	743	637	856	772	777	788	1,041	938	717	1,140
7	Wkday	PM	6th and Idaho	-	-	-	-	-	-	329	-	257	-	479
8	Wkday	PM	5th and Idaho	238	-	175	0	228	265	-	-	281	265	-
1	Wkend	Mid	14th and Grove	394	-	64	-	127	98	-	-	93	72	-
2	Wkend	Mid	12th and Main	179	89	-	-	123	-	-	165	60	-	-
3	Wkend	Mid	11th and Bannock	199	-	-	261	224	-	-	246	203	-	-
4	Wkend	Mid	10th and Main	637	-	-	-	572	-	205	-	538	-	366
5	Wkend	Mid	Market Accesses*	5,628	3,507	1,412	5,885	5,113	3,289	1,277	4,685	4,299	3,695	1,838
6	Wkend	Mid	8th and Broad	2,078	1,124	847	1,511	1,685	1,183	801	1,344	1,713	1,089	909
7	Wkend	Mid	6th and Idaho	-	-	-	-	-	-	249	-	736	-	508
8	Wkend	Mid	5th and Idaho	340	-	259	-	474	387	-	-	702	514	-
1	Wkend	PM	14th and Grove	47	-	21	-	29	65	-	-	30	58	-
2	Wkend	PM	12th and Main	82	67	-	-	54	-	-	84	48	-	-
3	Wkend	PM	11th and Bannock	74	-	-	86	90	-	-	102	83	-	-
4	Wkend	PM	10th and Main	241	-	-	-	335	-	192	-	324	-	286
5	Wkend	PM	8th and Idaho	1,077	1,669	922	1,058	1,017	1,475	1,375	1,742	1,296	1,623	1,086
6	Wkend	PM	8th and Broad	1,676	1,928	1,081	929	1,329	1,600	1,196	2,029	1,191	1,022	1,033
7	Wkend	PM	6th and Idaho	-	-	-	-	-	-	264	-	274	-	365
8	Wkend	PM	5th and Idaho	196	-	139	-	178	306	-	-	233	261	-

*new count locations August 2010

Pedestrian Count
Boise, Idaho

#	Day	Time	Location	August 2009	October 2009	December 2009	May 2010	August 2010	October 2010	December 2010	May 2011	August 2011	October 2011	December 2011
				Total	Total	Total	Total	Total	Total	Total	Total	Total		
1	Event	PM	14th and Grove	83	-	-	-	80	-	-	-	92	-	-
2	Event	PM	12th and Main	136	-	-	-	169	-	-	-	156	-	-
3	Event	PM	11th and Bannock	129	-	-	-	155	-	-	-	213	-	-
4	Event	PM	10th and Main	502	-	-	-	416	-	-	-	280	-	-
5	Event	PM	8th and Idaho	1,253	-	-	-	1,174	-	-	-	1,194	-	-
6	Event	PM	8th and Broad	996	-	-	-	873	-	-	-	662	-	-
7	Event	PM	6th and Idaho									367	-	-
8	Event	PM	5th and Idaho	270	-	-	-	195	-	-	-	331	-	-

Control Intersections Only

5	Wkday	Mid	8th and Idaho	1,765	1,341	1,287	1,426	1,719	1,413	1,150	1,932	1,799	1,730	1,348
6	Wkday	Mid	8th and Broad	1,226	904	766	1,127	1,095	906	596	956	1,147	797	594
5	Wkday	PM	8th and Idaho	1,319	816	673	942	1,125	990	1,090	1,196	951	959	1,337
6	Wkday	PM	8th and Broad	944	743	637	856	772	777	788	1,041	938	717	1,140
5	Wkend	Mid	8th and Idaho*	5,628	3,507	1,412	5,885	5,113	3,289	1,277	4,685	4,299	3,575	1,838
6	Wkend	Mid	8th and Broad	2,078	1,124	847	1,511	1,685	1,183	801	1,344	1,713	1,089	909
5	Wkend	PM	8th and Idaho	1,077	1,669	922	1,058	1,017	1,475	1,375	1,742	1,296	1,623	1,086
6	Wkend	PM	8th and Broad	1,676	1,928	1,081	929	1,329	1,600	1,196	2,029	1,191	1,022	1,033
Total				15,713	12,032	7,625	13,734	13,855	11,633	8,273	14,925	13,334	11,512	9,285

L2 Data Collection

Vehicle, Pedestrian and Bicycle

Data: Pedestrian and Cyclists
 Period: Monthly Summary
 Sort: Location

Boise, Idaho				August 2009	October 2009	December 2009	May 2010	August 2010	October 2010	December 2010	May 2011	August 2011	October 2011	December 2011
#	Day	Time	Location	Total	Total	Total	Total	Total	Total	Total	Total	Total	Total	Total
1	Wkday	Mid	14th and Grove	87	-	53	-	102	67	-	-	69	46	-
1	Wkday	PM	14th and Grove	61	-	74	-	75	83	-	-	96	43	-
1	Wkend	Mid	14th and Grove	394	-	64	-	127	98	-	-	93	72	-
1	Wkend	PM	14th and Grove	47	-	21	-	29	65	-	-	23	58	-
2	Wkday	Mid	12th and Main	222	209	-	-	161	-	-	167	166	-	-
2	Wkday	PM	12th and Main	150	159	-	-	138	-	-	144	99	-	-
2	Wkend	Mid	12th and Main	179	89	-	-	123	-	-	165	60	-	-
2	Wkend	PM	12th and Main	82	67	-	-	54	-	-	84	48	-	-
3	Wkday	Mid	11th and Bannock	290	-	-	289	282	-	-	372	329	-	-
3	Wkday	PM	11th and Bannock	186	-	-	191	155	-	-	177	180	-	-
3	Wkend	Mid	11th and Bannock	199	-	-	261	224	-	-	246	115	-	-
3	Wkend	PM	11th and Bannock	74	-	-	86	90	-	-	102	83	-	-
4	Wkday	Mid	10th and Main	694	-	-	-	628	-	378	-	781	-	654
4	Wkday	PM	10th and Main	371	-	-	-	339	-	457	-	387	-	689
4	Wkend	Mid	10th and Main	637	-	-	-	572	-	205	-	538	-	366
4	Wkend	PM	10th and Main	241	-	-	-	335	-	192	-	277	-	286
5	Wkday	Mid	8th and Idaho	1,765	1,341	1,287	1,426	1,719	1,413	1,150	1,932	1,799	1,730	1,348
5	Wkday	PM	8th and Idaho	1,319	816	673	942	1,125	990	1,090	1,196	957	959	1,337
5	Wkend	Mid	Market Accesses*	5,628	3,507	1,412	5,885	5,113	3,289	1,277	4,685	4,204	3,575	1,838
5	Wkend	PM	8th and Idaho	1,077	1,669	922	1,058	1,017	1,475	1,375	1,742	1,296	1,623	1,086
6	Wkday	Mid	8th and Broad	1,226	904	766	1,127	1,095	906	596	956	1,147	797	594
6	Wkday	PM	8th and Broad	944	743	637	856	772	777	788	1,041	938	717	1,140
6	Wkend	Mid	8th and Broad	2,078	1,124	847	1,511	1,685	1,183	801	1,344	1,713	1,089	909
6	Wkend	PM	8th and Broad	1,676	1,928	1,081	929	1,329	1,600	1,196	2,029	1,191	1,022	1,033
7	Wkday	Mid	6th and Idaho							325	-	415	-	467
7	Wkday	PM	6th and Idaho							329	-	257	-	479
7	Wkend	Mid	6th and Idaho							249	-	688	-	508
7	Wkend	PM	6th and Idaho							264	-	237	-	365
8	Wkday	Mid	5th and Idaho	395	-	358	-	389	487	-	-	408	484	-
8	Wkday	PM	5th and Idaho	238	-	175	-	228	265	-	-	281	265	-
8	Wkend	Mid	5th and Idaho	340	-	259	-	474	387	-	-	702	514	-
8	Wkend	PM	5th and Idaho	196	-	139	-	178	306	-	-	233	261	-

*new count locations August 2010

Road
Work

L2 Data Collection

Vehicle, Pedestrian and Bicycle

Data: Cyclists
 Period: Monthly Summary
 Sort: Day and Time

Boise, Idaho

#	Day	Time	Location
---	-----	------	----------

	August 2009	October 2009	December 2009	May 2010	August 2010	October 2010	December 2010	May 2011	August 2011	October 2011	December 2011
Total	Total	Total	Total	Total	Total	Total	Total	Total	Total	Total	Total
1 Wkday Mid 14th and Grove	14	-	-	-	21	13	-	-	13	16	-
2 Wkday Mid 12th and Main	33	10	-	-	13	-	-	21	3	-	-
3 Wkday Mid 11th and Bannock	36	-	-	51	29	-	-	40	55	-	-
4 Wkday Mid 10th and Main	56	-	-	-	28	-	6	-	62	-	24
5 Wkday Mid 8th and Idaho	135	71	87	122	154	89	17	128	164	94	58
6 Wkday Mid 8th and Broad	112	75	57	118	109	89	8	143	175	99	61
7 Wkday Mid 6th and Idaho							12	-	56	-	49
8 Wkday Mid 5th and Idaho	23	-	16	-	42	28	-	-	62	50	-
1 Wkday PM 14th and Grove	38	-	-	-	33	30	-	-	27	23	-
2 Wkday PM 12th and Main	43	31	-	-	34	-	-	25	9	-	-
3 Wkday PM 11th and Bannock	91	-	-	92	76	-	-	87	69	-	-
4 Wkday PM 10th and Main	58	-	-	-	64	-	10	-	72	-	45
5 Wkday PM 8th and Idaho	240	149	71	192	202	170	19	238	206	160	116
6 Wkday PM 8th and Broad	157	120	64	142	168	167	20	216	203	206	105
7 Wkday PM 6th and Idaho							7	-	60	-	40
8 Wkday PM 5th and Idaho	38	-	10	-	32	27	-	-	53	46	-
1 Wkend Mid 14th and Grove	60	-	1	-	45	19	-	-	27	28	-
2 Wkend Mid 12th and Main	40	16	-	-	34	-	-	22	10	-	-
3 Wkend Mid 11th and Bannock	66	-	-	76	89	-	-	105	88	-	-
4 Wkend Mid 10th and Main	55	-	-	-	75	-	6	-	61	-	26
5 Wkend Mid Market Accesses*	29	43	32	49	66	70	7	71	95	120	57
6 Wkend Mid 8th and Broad	267	122	26	128	226	118	13	192	235	115	34
7 Wkend Mid 6th and Idaho							3	-	48	-	26
8 Wkend Mid 5th and Idaho	36	-	8	-	41	20	-	-	70	41	-
1 Wkend PM 14th and Grove	12	-	-	-	10	16	-	-	7	6	-
2 Wkend PM 12th and Main	32	16	-	-	14	-	-	13	6	-	-
3 Wkend PM 11th and Bannock	35	-	-	65	36	-	-	46	45	-	-
4 Wkend PM 10th and Main	39	-	-	-	37	-	6	-	47	-	16
5 Wkend PM 8th and Idaho	120	140	37	197	140	106	11	200	105	84	59
6 Wkend PM 8th and Broad	106	103	26	164	131	114	14	182	136	80	47
7 Wkend PM 6th and Idaho							1	-	37	-	10
8 Wkend PM 5th and Idaho	28	-	5	-	23	27	-	-	20	27	-

*new count locations August 2010

L2 Data Collection

Vehicle, Pedestrian and Bicycle

Category: Cyclists

Period: Monthly Summary

Sort: Location

Boise, Idaho

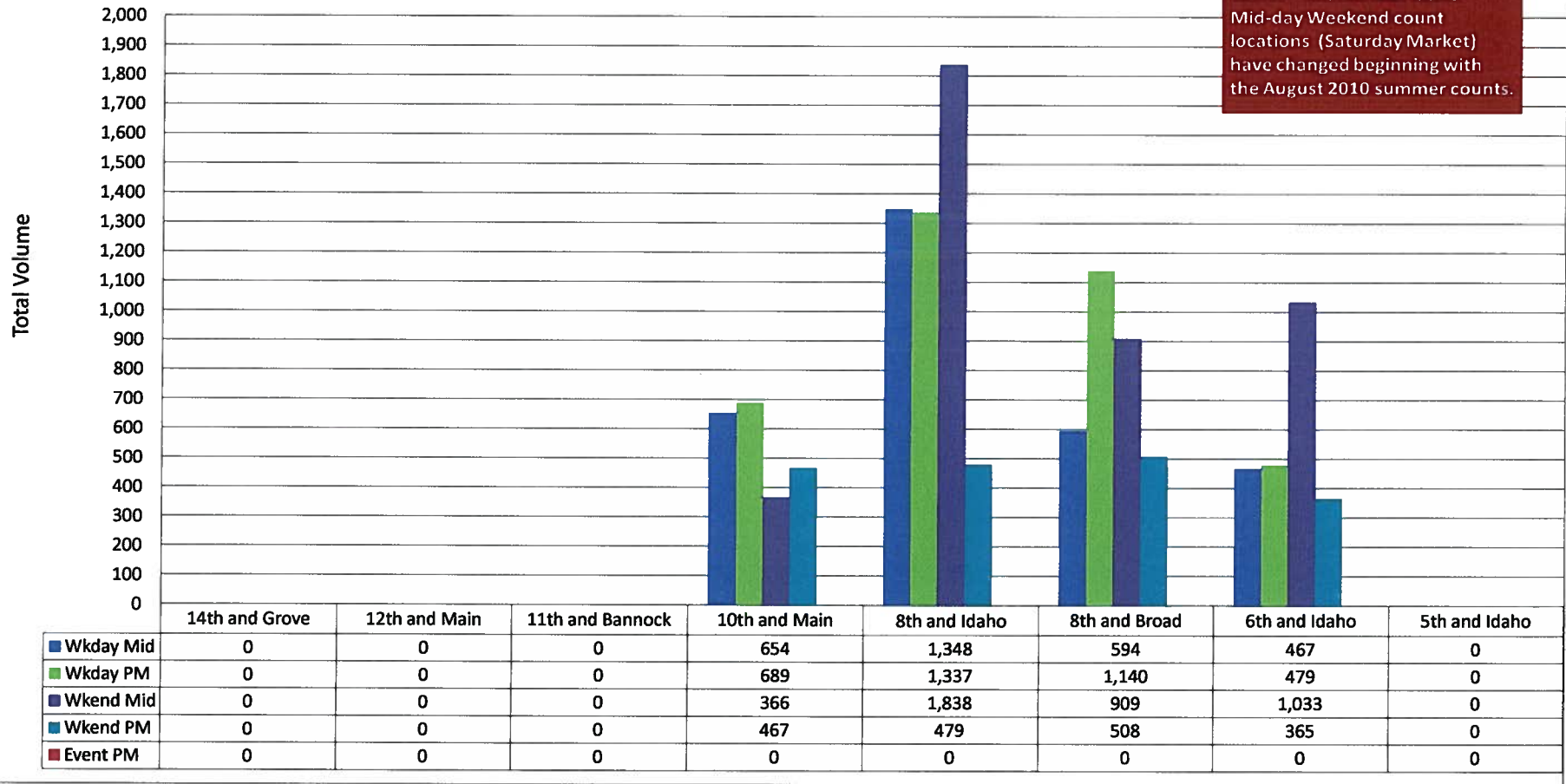
#	Day	Time	Location	August 2009	October 2009	December 2009	May 2010	August 2010	October 2010	December 2010	May 2011	August 2011	October 2011	December 2011
				Total	Total	Total	Total	Total	Total	Total	Total	Total	Total	
1	Wkday	Mid	14th and Grove	14	-	-	-	21	13	-	-	13	16	-
1	Wkday	PM	14th and Grove	38	-	-	-	33	30	-	-	27	23	-
1	Wkend	Mid	14th and Grove	60	-	-	-	45	19	-	-	27	28	-
1	Wkend	PM	14th and Grove	12	-	-	-	10	16	-	-	7	6	-
2	Wkday	Mid	12th and Main	33	10	-	-	13	-	-	21	3	-	-
2	Wkday	PM	12th and Main	43	31	-	-	34	-	-	25	9	-	-
2	Wkend	Mid	12th and Main	40	16	-	-	34	-	-	22	10	-	-
2	Wkend	PM	12th and Main	32	16	-	-	14	-	-	13	6	-	-
3	Wkday	Mid	11th and Bannock	36	-	-	51	29	-	-	40	55	-	-
3	Wkday	PM	11th and Bannock	91	-	-	92	76	-	-	87	69	-	-
3	Wkend	Mid	11th and Bannock	66	-	-	76	89	-	-	105	88	-	-
3	Wkend	PM	11th and Bannock	35	-	-	65	36	-	-	46	45	-	-
4	Wkday	Mid	10th and Main	56	-	-	-	28	-	6	-	62	-	24
4	Wkday	PM	10th and Main	58	-	-	-	64	-	10	-	72	-	45
4	Wkend	Mid	10th and Main	55	-	-	-	75	-	6	-	61	-	26
4	Wkend	PM	10th and Main	39	-	-	-	37	-	6	-	47	-	16
5	Wkday	Mid	8th and Idaho	135	71	87	122	154	89	17	128	164	94	58
5	Wkday	PM	8th and Idaho	240	149	71	192	202	170	19	238	206	160	116
5	Wkend	Mid	Market Accesses*	29	43	32	49	66	70	7	71	95	120	57
5	Wkend	PM	8th and Idaho	120	140	37	197	140	106	11	200	105	84	59
6	Wkday	Mid	8th and Broad	112	75	57	118	109	89	8	143	175	99	61
6	Wkday	PM	8th and Broad	157	120	64	142	168	167	20	216	203	206	105
6	Wkend	Mid	8th and Broad	267	122	26	128	226	118	13	192	235	115	34
6	Wkend	PM	8th and Broad	106	103	26	164	131	114	14	182	136	80	47
7	Wkday	Mid	6th and Idaho							12	-	56		49
7	Wkday	PM	6th and Idaho							7	-	60		40
7	Wkend	Mid	6th and Idaho							3	-	48		26
7	Wkend	PM	6th and Idaho							1	-	37		10
8	Wkday	Mid	5th and Idaho	23	-	16	-	42	28	-	-	62	50	-
8	Wkday	PM	5th and Idaho	38	-	10	-	32	27	-	-	53	46	-
8	Wkend	Mid	5th and Idaho	36	-	8	-	41	20	-	-	70	41	-
8	Wkend	PM	5th and Idaho	28	-	5	-	23	27	-	-	20	27	-

*new count locations August 2010

Road Work

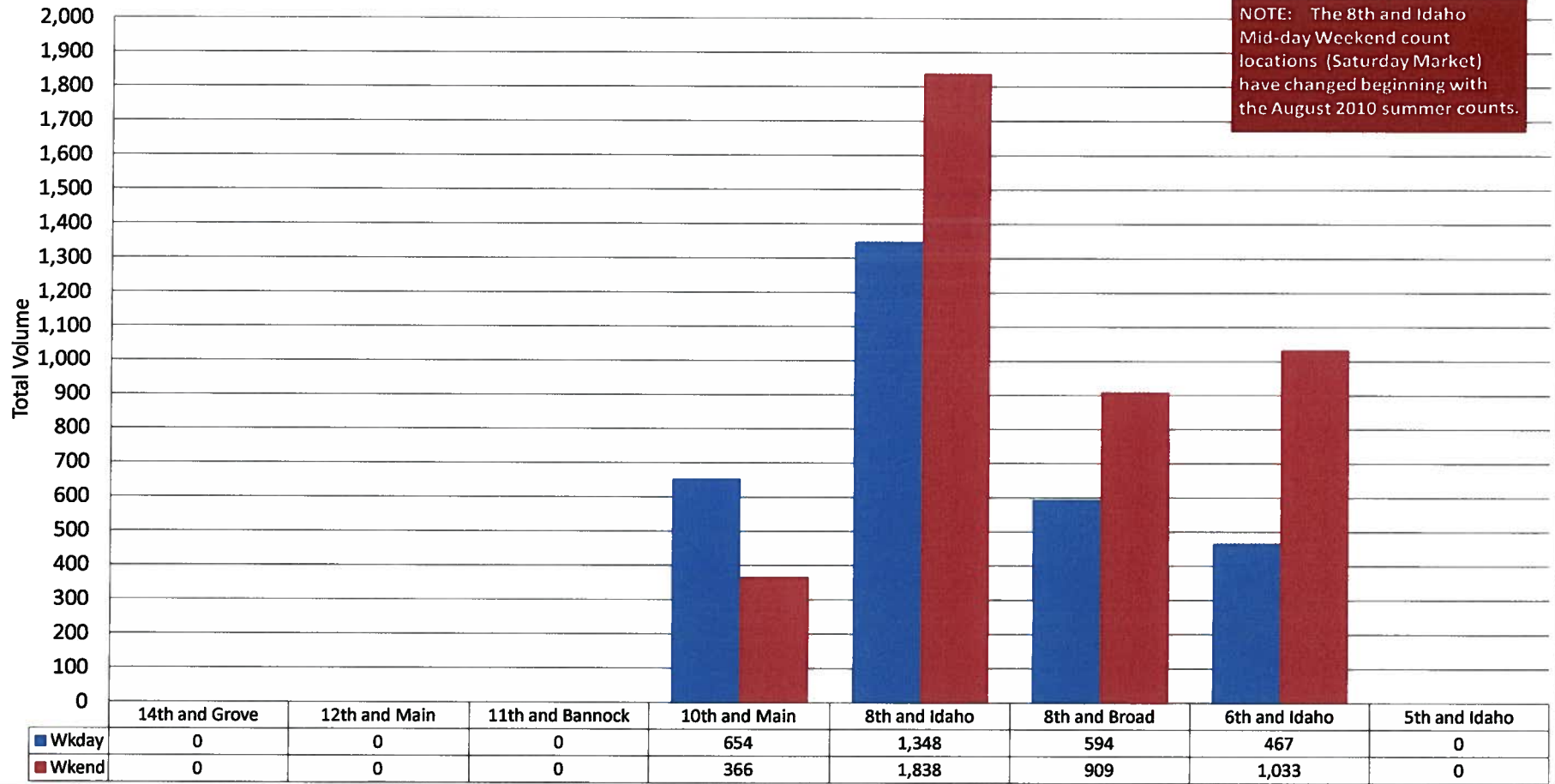
Pedestrian & Cyclist - December 2011 Boise, Idaho
By Location and Time

NOTE: The 8th and Idaho Mid-day Weekend count locations (Saturday Market) have changed beginning with the August 2010 summer counts.



Schedule	Time	Day / Date	Notes
Wkday	Mid-Day	= 11:30am - 1:00pm	Thursday, December 01, 2011
	PM Wday	= 4:30pm - 6:30pm	Thursday, December 01, 2011
Wkend	Mid-Day	= 11:30am - 1:00pm	Saturday, December 03, 2011
	PM Wday	= 5:30pm - 7:00pm	Saturday, December 03, 2011
Event	PM Wday	= 4:30pm - 6:00pm	Cold and Clear. Boise State Home Game - 4:00 Kick Off.

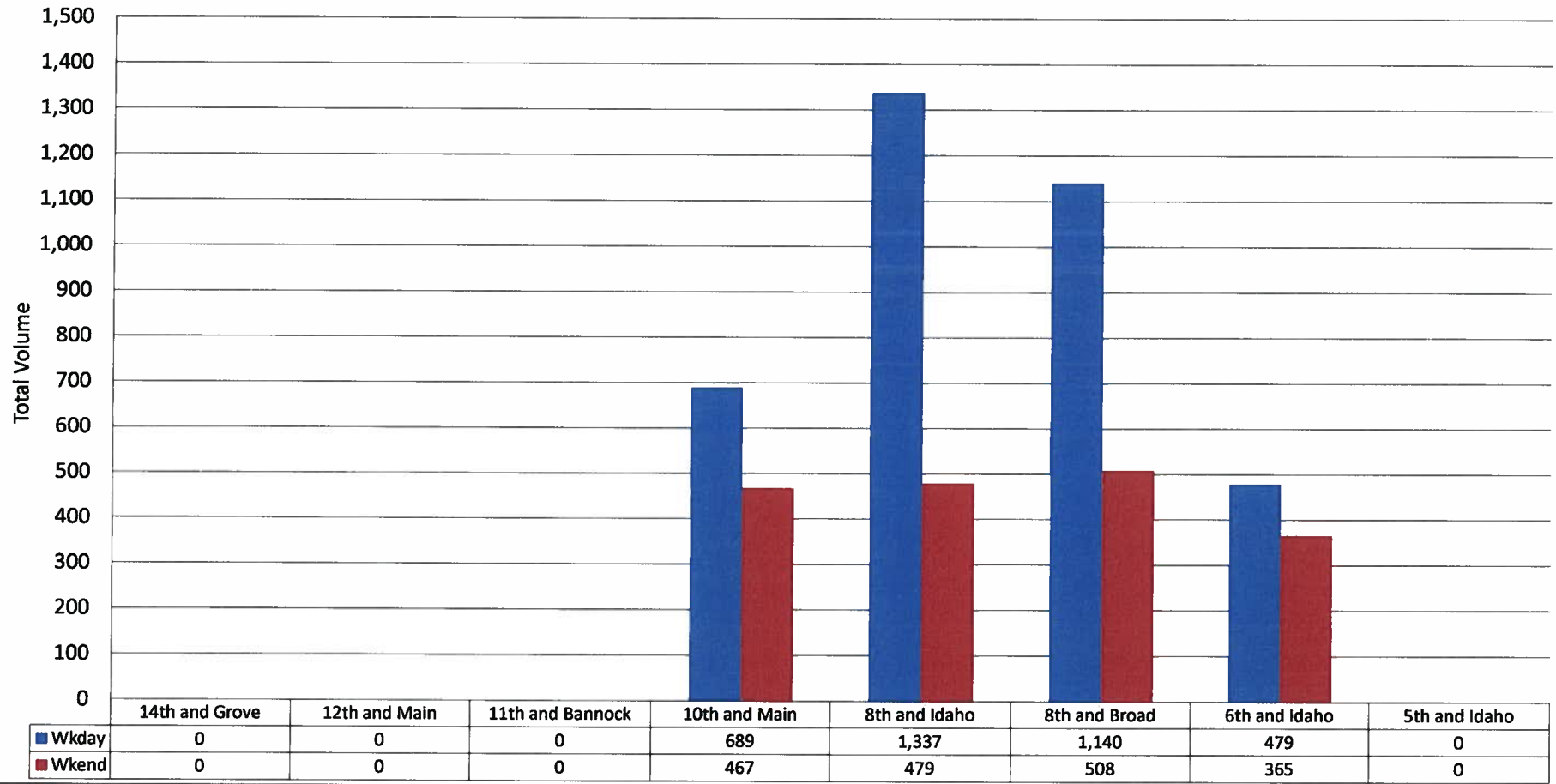
Pedestrian & Cyclist - December 2011 Boise, Idaho
Mid-day Counts by Location



NOTE: The 8th and Idaho Mid-day Weekend count locations (Saturday Market) have changed beginning with the August 2010 summer counts.

Schedule		Day / Date	Notes
Wkday	Mid-Day = 11:30am - 1:00pm	Thursday, December 01, 2011	Cold and Clear
	PM Wday = 4:30pm - 6:30pm	Thursday, December 01, 2011	Cold and Clear
Wkend	Mid-Day = 11:30am - 1:00pm	Saturday, December 03, 2011	Cold and Clear
	PM Wday = 5:30pm - 7:00pm	Saturday, December 03, 2011	Cold and Clear. Boise State Home Game - 4:00 Kick Off.
Event	PM Wday = 4:30pm - 6:00pm		

Pedestrian & Cyclist - December 2011 Boise, Idaho
PM Counts by Location



Schedule	Time	Day / Date	Notes
Wkday	Mid-Day = 11:30am - 1:00pm	Thursday, December 01, 2011	Cold and Clear
	PM Wday = 4:30pm - 6:30pm	Thursday, December 01, 2011	Cold and Clear
Wkend	Mid-Day = 11:30am - 1:00pm	Saturday, December 03, 2011	Cold and Clear
	PM Wday = 5:30pm - 7:00pm	Saturday, December 03, 2011	Cold and Clear. Boise State Home Game - 4:00 Kick Off.
Event	PM Wday = 4:30pm - 6:00pm		

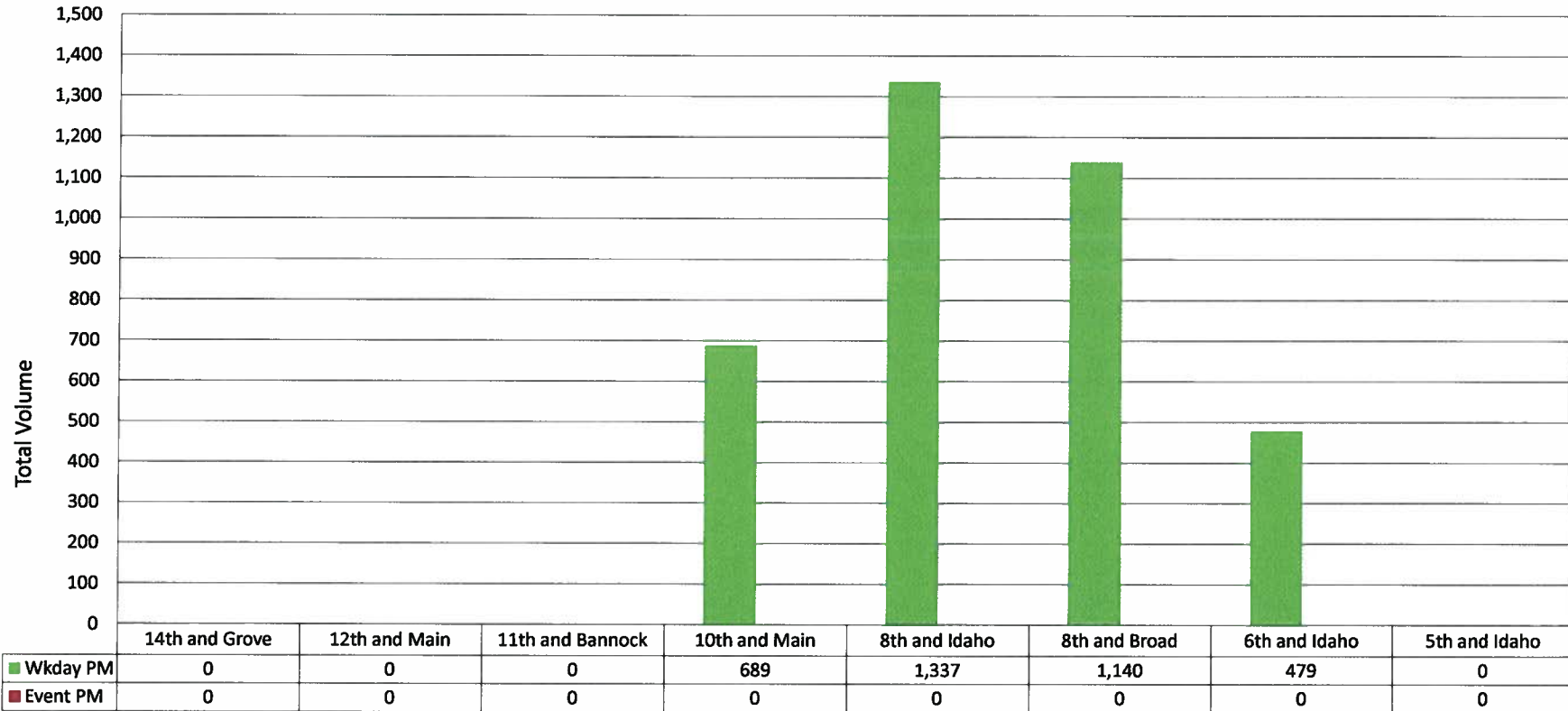
Pedestrian & Cyclist - December 2011 Boise, Idaho
Event Counts by Location



Schedule

Time	Day / Date	Notes
Wkday Mid-Day = 11:30am - 1:00pm	Thursday, December 01, 2011	Cold and Clear
PM Wkday = 4:30pm - 6:30pm	Thursday, December 01, 2011	Cold and Clear
Wkend Mid-Day = 11:30am - 1:00pm	Saturday, December 03, 2011	Cold and Clear
PM Wkday = 5:30pm - 7:00pm	Saturday, December 03, 2011	Cold and Clear. Boise State Home Game - 4:00 Kick Off.
Event PM Wkday = 4:30pm - 6:00pm		

Pedestrian & Cyclist - December 2011 Boise, Idaho
By Midweek PM and Event

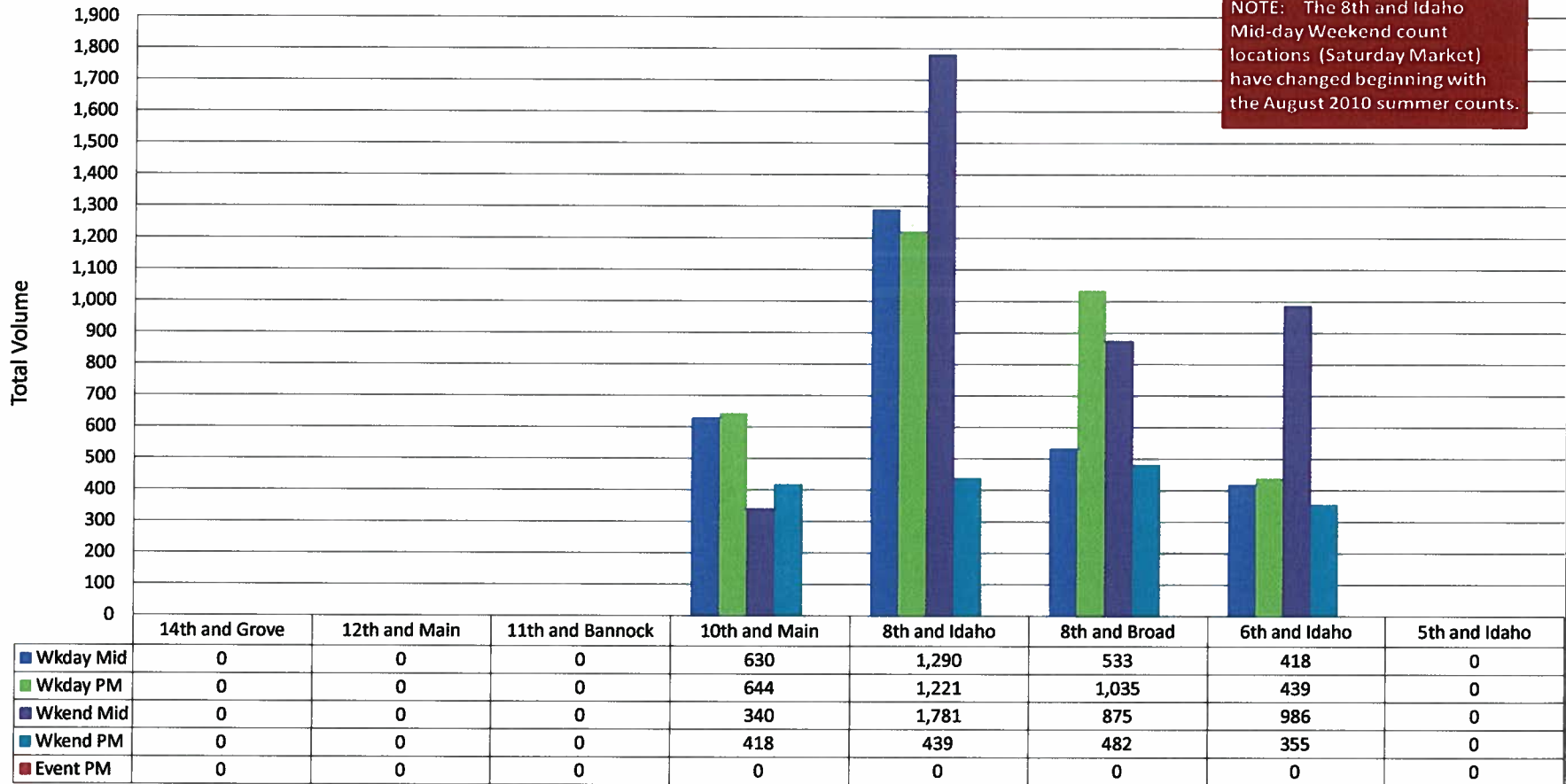


Schedule

<i>Time</i>	<i>Day / Date</i>	<i>Notes</i>
Wkday Mid-Day = 11:30am - 1:00pm	Thursday, December 01, 2011	Cold and Clear
Wkday PM Wday = 4:30pm - 6:30pm	Thursday, December 01, 2011	Cold and Clear
Wkend Mid-Day = 11:30am - 1:00pm	Saturday, December 03, 2011	Cold and Clear
Wkend PM Wday = 5:30pm - 7:00pm	Saturday, December 03, 2011	Cold and Clear. Boise State Home Game - 4:00 Kick Off.
Event PM Wday = 4:30pm - 6:00pm		

**Pedestrian Only - December 2011 Boise, Idaho
 By Location**

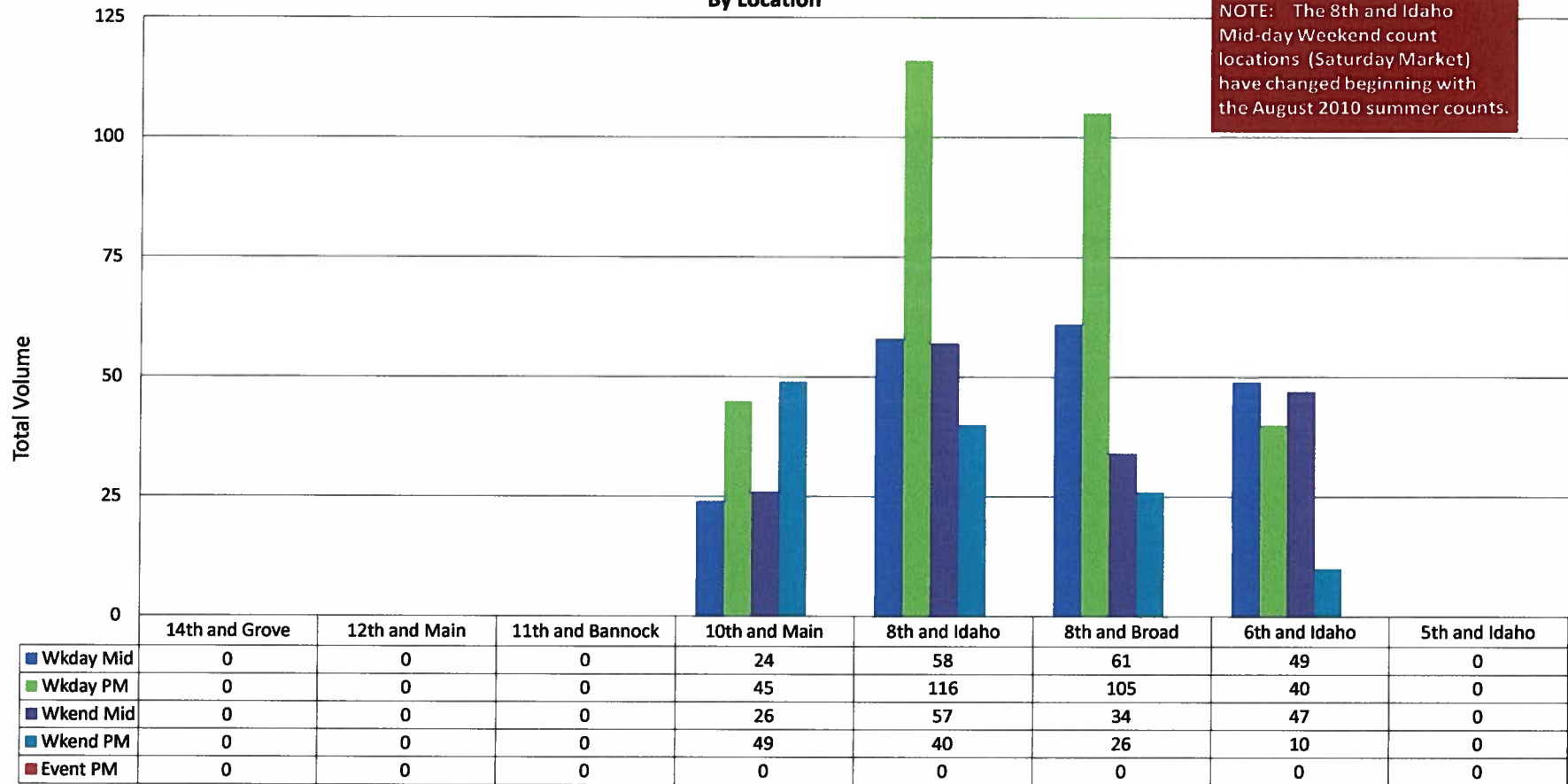
NOTE: The 8th and Idaho Mid-day Weekend count locations (Saturday Market) have changed beginning with the August 2010 summer counts.



Schedule			Day / Date	Notes
Wkday	Mid-Day	= 11:30am - 1:00pm	Thursday, December 01, 2011	Cold and Clear
	PM Wday	= 4:30pm - 6:30pm	Thursday, December 01, 2011	Cold and Clear
Wkend	Mid-Day	= 11:30am - 1:00pm	Saturday, December 03, 2011	Cold and Clear
	PM Wday	= 5:30pm - 7:00pm	Saturday, December 03, 2011	Cold and Clear. Boise State Home Game - 4:00 Kick Off.
Event	PM Wday	= 4:30pm - 6:00pm		

Cyclist Only - December 2011 Boise, Idaho
By Location

NOTE: The 8th and Idaho Mid-day Weekend count locations (Saturday Market) have changed beginning with the August 2010 summer counts.



Schedule

Time	Day / Date	Notes
Wkday Mid	Mid-Day = 11:30am - 1:00pm Thursday, December 01, 2011	Cold and Clear
Wkday PM	PM Wday = 4:30pm - 6:30pm Thursday, December 01, 2011	Cold and Clear
Wkend Mid	Mid-Day = 11:30am - 1:00pm Saturday, December 03, 2011	Cold and Clear
Wkend PM	PM Wday = 5:30pm - 7:00pm Saturday, December 03, 2011	Cold and Clear. Boise State Home Game - 4:00 Kick Off.
Event	PM Wday = 4:30pm - 6:00pm	