

PEDESTRIAN COUNT PROJECT

**Boise, Idaho
October 2010**

**Submitted by:
L2 Data Collection
October 18, 2010**



L2 Data Collection
Vehicle, Pedestrian and Bicycle

For questions or
additional information,
please contact:

Lori Vawdrey
Project Manager
L2 Data Collection
LVawdrey@L2DataCollection.com
(208) 860-7554



L2 Data Collection

Vehicle, Pedestrian and Bicycle

Pedestrian Count

Boise, Idaho

#	Day	Time	Location	October 2010	October 2010	October 2010
				Total	Peds	Cyclists
1	Wkday	Mid	14th and Idaho	0	0	0
2	Wkday	Mid	14th and Grove	67	54	13
3	Wkday	Mid	12th and Main	0	0	0
4	Wkday	Mid	11th and Bannock	0	0	0
5	Wkday	Mid	10th and Main	0	0	0
6	Wkday	Mid	8th and Idaho	1,413	1,324	89
7	Wkday	Mid	8th and Broad	906	817	89
8	Wkday	Mid	5th and Idaho	515	487	28
9	Wkday	Mid	3rd and Main	0	0	0
10	Wkday	Mid	3rd and Front	0	0	0
1	Wkday	PM	14th and Idaho	0	0	0
2	Wkday	PM	14th and Grove	83	53	30
3	Wkday	PM	12th and Main	0	0	0
4	Wkday	PM	11th and Bannock	0	0	0
5	Wkday	PM	10th and Main	0	0	0
6	Wkday	PM	8th and Idaho	990	820	170
7	Wkday	PM	8th and Broad	777	610	167
8	Wkday	PM	5th and Idaho	265	238	27
9	Wkday	PM	3rd and Main	0	0	0
10	Wkday	PM	3rd and Front	0	0	0
1	Wkend	Mid	14th and Idaho	0	0	0
2	Wkend	Mid	14th and Grove	98	79	19
3	Wkend	Mid	12th and Main	0	0	0
4	Wkend	Mid	11th and Bannock	0	0	0
5	Wkend	Mid	10th and Main	0	0	0
6	Wkend	Mid	Market Accesses*	3,289	3,219	70
7	Wkend	Mid	8th and Broad	1,183	1,065	118
8	Wkend	Mid	5th and Idaho	387	367	20
9	Wkend	Mid	3rd and Main	0	0	0
10	Wkend	Mid	3rd and Front	0	0	0
1	Wkend	PM	14th and Idaho	0	0	0
2	Wkend	PM	14th and Grove	65	49	16
3	Wkend	PM	12th and Main	0	0	0
4	Wkend	PM	11th and Bannock	0	0	0
5	Wkend	PM	10th and Main	0	0	0
6	Wkend	PM	8th and Idaho	1,775	1,669	106
7	Wkend	PM	8th and Broad	1,600	1,486	114
8	Wkend	PM	5th and Idaho	306	279	27
9	Wkend	PM	3rd and Main	0	0	0
10	Wkend	PM	3rd and Front	0	0	0
1	Event	PM	14th and Idaho	0	0	0
2	Event	PM	14th and Grove	0	0	0
3	Event	PM	12th and Main	0	0	0
4	Event	PM	11th and Bannock	0	0	0
5	Event	PM	10th and Main	0	0	0
6	Event	PM	8th and Idaho	0	0	0
7	Event	PM	8th and Broad	0	0	0
8	Event	PM	5th and Idaho	0	0	0
9	Event	PM	3rd and Main	0	0	0
10	Event	PM	3rd and Front	0	0	0
Total				13,719	12,616	1,103

*new count locations August 2010

92% 8%

L2 Data Collection

Vehicle, Pedestrian and Bicycle

Pedestrian Count Boise, Idaho

#	Day	Time	Location
---	-----	------	----------

1	Wkday	Mid	14th and Idaho
2	Wkday	Mid	14th and Grove
3	Wkday	Mid	12th and Main
4	Wkday	Mid	11th and Bannock
5	Wkday	Mid	10th and Main
6	Wkday	Mid	8th and Idaho
7	Wkday	Mid	8th and Broad
8	Wkday	Mid	5th and Idaho
9	Wkday	Mid	3rd and Main
10	Wkday	Mid	3rd and Front
1	Wkday	PM	14th and Idaho
2	Wkday	PM	14th and Grove
3	Wkday	PM	12th and Main
4	Wkday	PM	11th and Bannock
5	Wkday	PM	10th and Main
6	Wkday	PM	8th and Idaho
7	Wkday	PM	8th and Broad
8	Wkday	PM	5th and Idaho
9	Wkday	PM	3rd and Main
10	Wkday	PM	3rd and Front
1	Wkend	Mid	14th and Idaho
2	Wkend	Mid	14th and Grove
3	Wkend	Mid	12th and Main
4	Wkend	Mid	11th and Bannock
5	Wkend	Mid	10th and Main
6	Wkend	Mid	Market Access*
7	Wkend	Mid	8th and Broad
8	Wkend	Mid	5th and Idaho
9	Wkend	Mid	3rd and Main
10	Wkend	Mid	3rd and Front
1	Wkend	PM	14th and Idaho
2	Wkend	PM	14th and Grove
3	Wkend	PM	12th and Main
4	Wkend	PM	11th and Bannock
5	Wkend	PM	10th and Main
6	Wkend	PM	8th and Idaho
7	Wkend	PM	8th and Broad
8	Wkend	PM	5th and Idaho
9	Wkend	PM	3rd and Main
10	Wkend	PM	3rd and Front

August 2009	October 2009	December 2009	May 2010	August 2010	October 2010
Total	Total	Total	Total	Total	Total
57	0	0	0	70	0
87	0	53	0	102	67
222	209	0	0	161	0
290	0	0	289	282	0
694	0	0	0	628	0
1,765	1,341	1,287	1,426	1,719	1,413
1,226	904	766	1,127	1,095	906
395	0	358	0	389	487
219	0	0	237	245	0
310	221	0	0	274	0
60	0	0	0	76	0
61	0	74	0	75	83
150	159	0	0	138	0
186	0	0	191	155	0
371	0	0	0	339	0
1,319	816	673	942	1,125	990
944	743	637	856	772	777
238	0	175	0	228	265
106	0	0	122	137	0
180	171	0	0	181	0
62	0	0	0	43	0
394	0	64	0	127	98
179	89	0	0	123	0
199	0	0	261	224	0
637	0	0	0	572	0
5,628	3,507	1,412	5,885	5,113	3,289
2,078	1,124	847	1,511	1,685	1,183
340	0	259	0	474	387
56	0	0	98	98	0
81	66	0	0	83	0
28	0	0	0	20	0
47	0	21	0	29	65
82	67	0	0	54	0
74	0	0	86	90	0
241	0	0	0	335	0
1,077	1,669	922	1,058	1,017	1,475
1,676	1,928	1,081	929	1,329	1,600
196	0	139	0	178	306
59	0	0	64	48	0
62	62	0	0	59	0

*new count locations August 2010

Pedestrian Count

Boise, Idaho

#	Day	Time	Location
---	-----	------	----------

1	Event	PM	14th and Idaho
2	Event	PM	14th and Grove
3	Event	PM	12th and Main
4	Event	PM	11th and Bannock
5	Event	PM	10th and Main
6	Event	PM	8th and Idaho
7	Event	PM	8th and Broad
8	Event	PM	5th and Idaho
9	Event	PM	3rd and Main
10	Event	PM	3rd and Front

August 2009	October 2009	December 2009	May 2010	August 2010	December 2009
Total	Total	Total	Total	Total	Total
51	0	0	0	65	0
83	0	0	0	80	0
136	0	0	0	169	0
129	0	0	0	155	0
502	0	0	0	416	0
1,253	0	0	0	1,174	0
996	0	0	0	873	0
270	0	0	0	195	0
119	0	0	0	124	0
186	0	0	0	190	0

Control Intersections Only

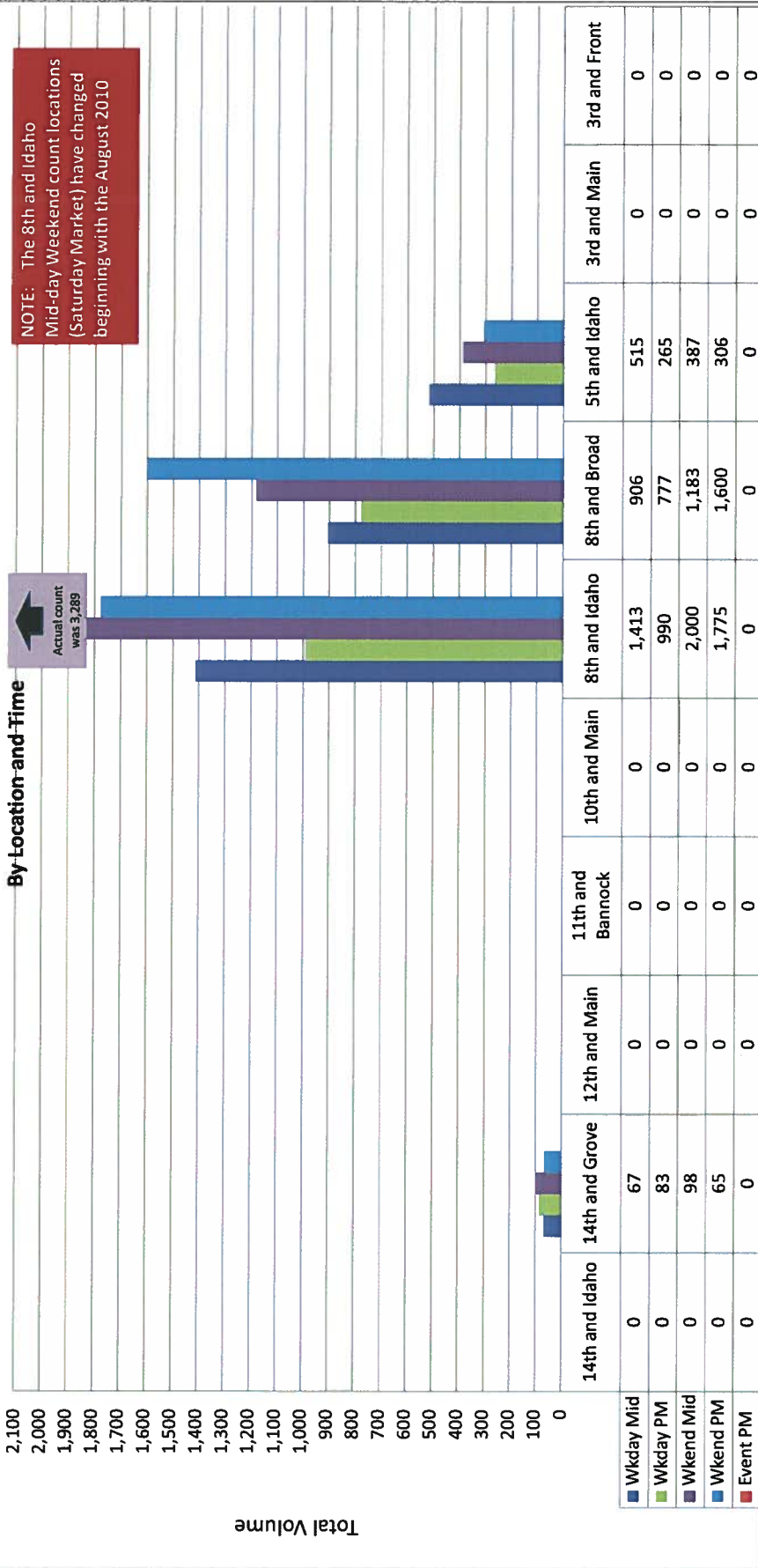
6	Wkday	Mid	8th and Idaho
7	Wkday	Mid	8th and Broad
6	Wkday	PM	8th and Idaho
7	Wkday	PM	8th and Broad
6	Wkend	Mid	8th and Idaho*
7	Wkend	Mid	8th and Broad
6	Wkend	PM	8th and Idaho
7	Wkend	PM	8th and Broad

1,765	1,341	1,287	1,426	1,719	1,413	
1,226	904	766	1,127	1,095	906	
1,319	816	673	942	1,125	990	
944	743	637	856	772	777	
5,628	3,507	1,412	5,885	5,113	3,289	
2,078	1,124	847	1,511	1,685	1,183	
1,077	1,669	922	1,058	1,017	1,475	
1,676	1,928	1,081	929	1,329	1,600	
Total	15,713	12,032	7,625	13,734	13,855	11,633

L2 Data Collection

Vehicle, Pedestrian and Bicycle

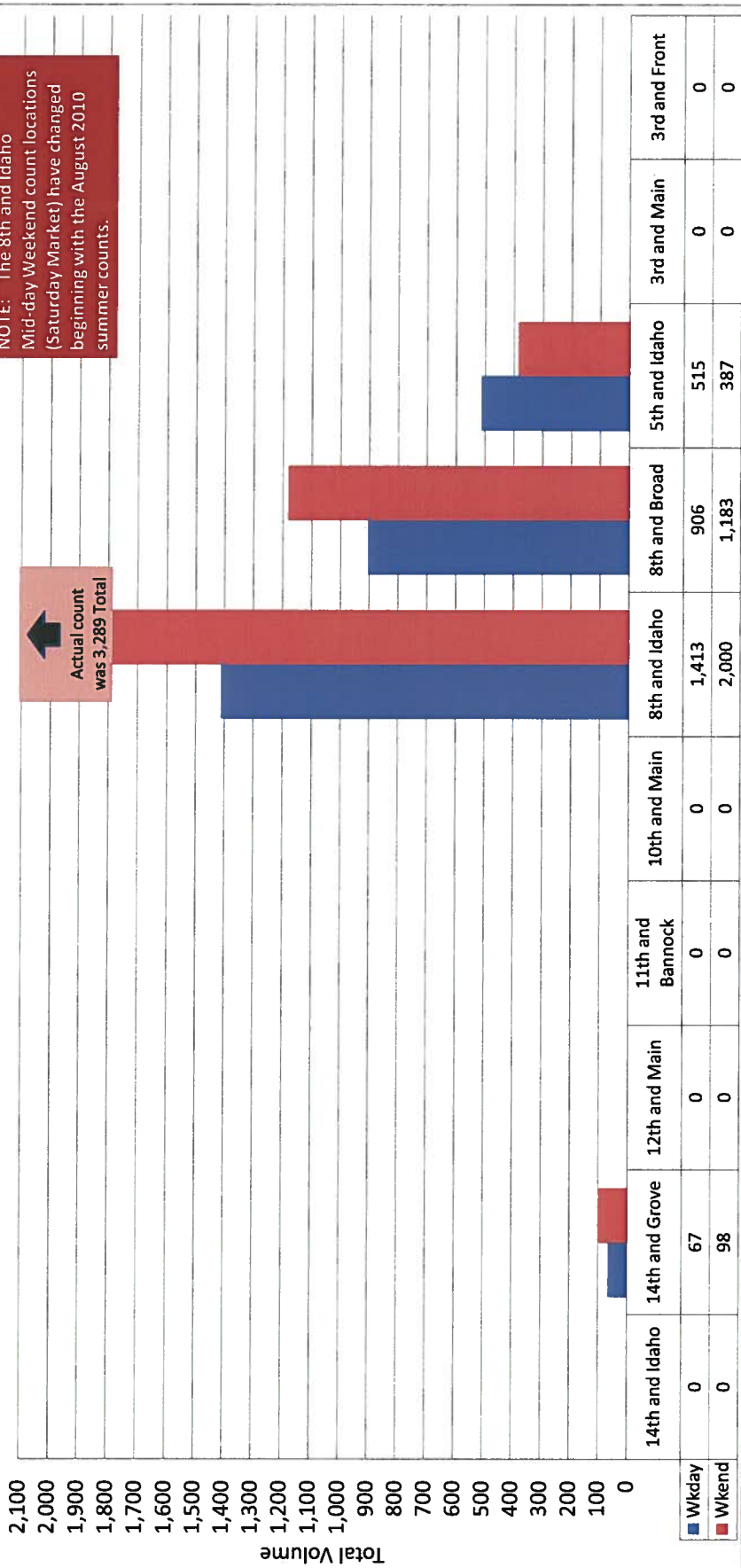
Pedestrian & Cyclist Count - October 2010 Boise, Idaho By-Location-and-Time



Schedule

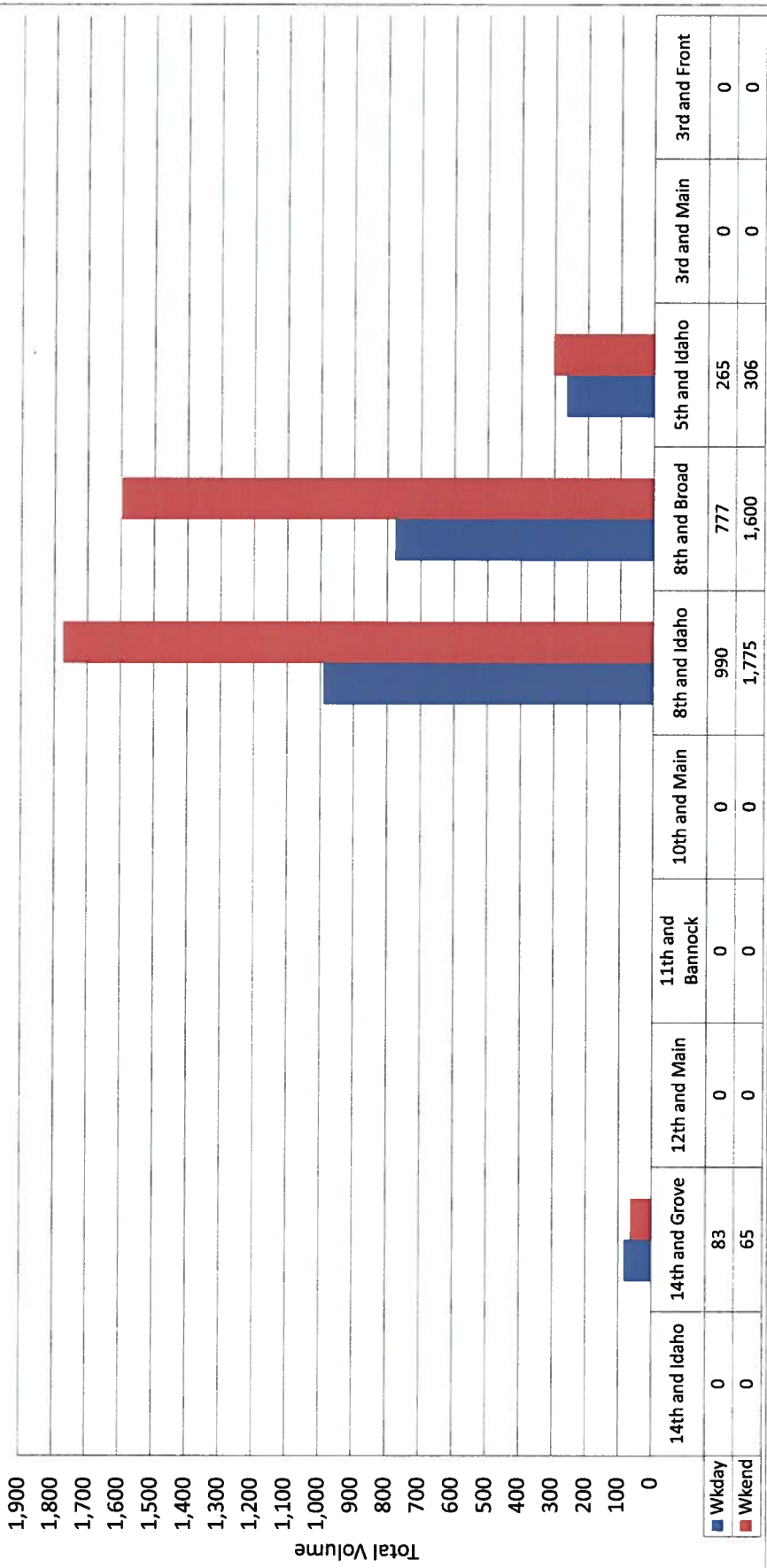
Time	Day / Date	Notes
Wkday Mid-Day = 11:30am - 1:00pm	Thursday, October 14, 2010	Warm and Pleasant. Very nice.
Wkday PM = 4:30pm - 6:00pm	Thursday, October 14, 2010	Warm and Pleasant. Very nice.
Wkend Mid-Day = 11:30am - 1:00pm	Saturday, October 16, 2010	Nice Mild Evening. BSU away game.
Wkend PM = 5:30pm - 7:00pm	Saturday, October 16, 2010	Nice Mild Evening. BSU away game.
Event PM = 4:30pm - 6:00pm		

Pedestrian & Cyclist Count - October 2010 Boise, Idaho
Mid-day Counts by Location



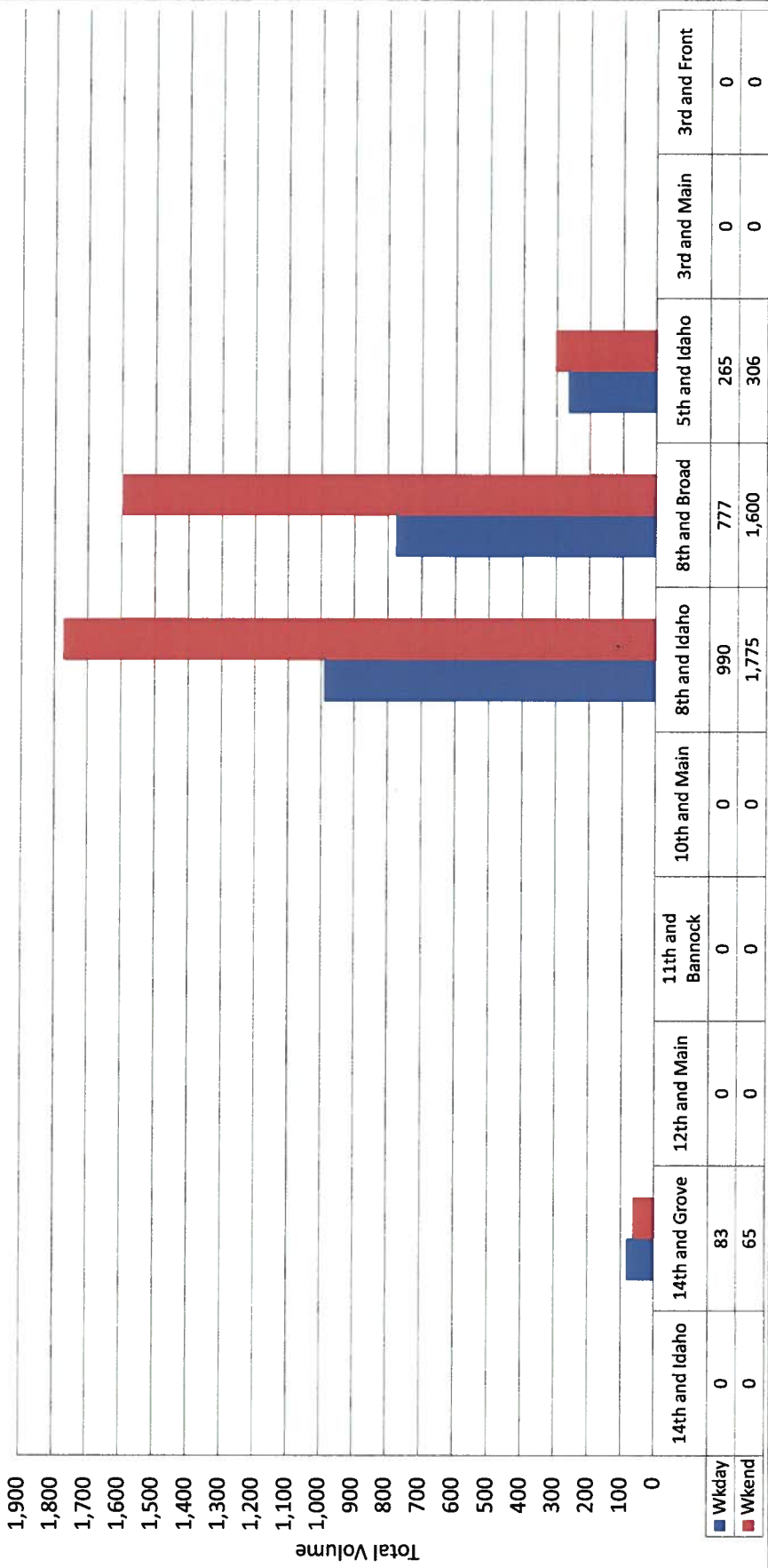
Schedule Time	Day / Date	Notes
Mid-Day = 11:30am - 1:00pm	Thursday, October 14, 2010	Warm and Pleasant. Very nice.
PM Wday = 4:30pm - 6:00pm	Thursday, October 14, 2010	Warm and Pleasant. Very nice.
Mid-Day = 11:30am - 1:00pm	Saturday, October 16, 2010	Nice Mild Evening. BSU away game.
PM Wday = 5:30pm - 7:00pm	Saturday, October 16, 2010	Nice Mild Evening. BSU away game.
PM Wday = 4:30pm - 6:00pm		

Pedestrian & Cyclist Count - October 2010 Boise, Idaho
PM Counts by Location



Schedule Time	Day / Date	Notes
Mid-Day = 11:30am - 1:00pm	Thursday, October 14, 2010	Warm and Pleasant. Very nice.
PM Wkday = 4:30pm - 6:00pm	Thursday, October 14, 2010	Warm and Pleasant. Very nice.
Mid-Day = 11:30am - 1:00pm	Saturday, October 16, 2010	Nice Mild Evening. BSU away game.
PM Wkday = 5:30pm - 7:00pm	Saturday, October 16, 2010	Nice Mild Evening. BSU away game.
PM Wkday = 4:30pm - 6:00pm		

Pedestrian & Cyclist Count - October 2010 Boise, Idaho
PM Counts by Location



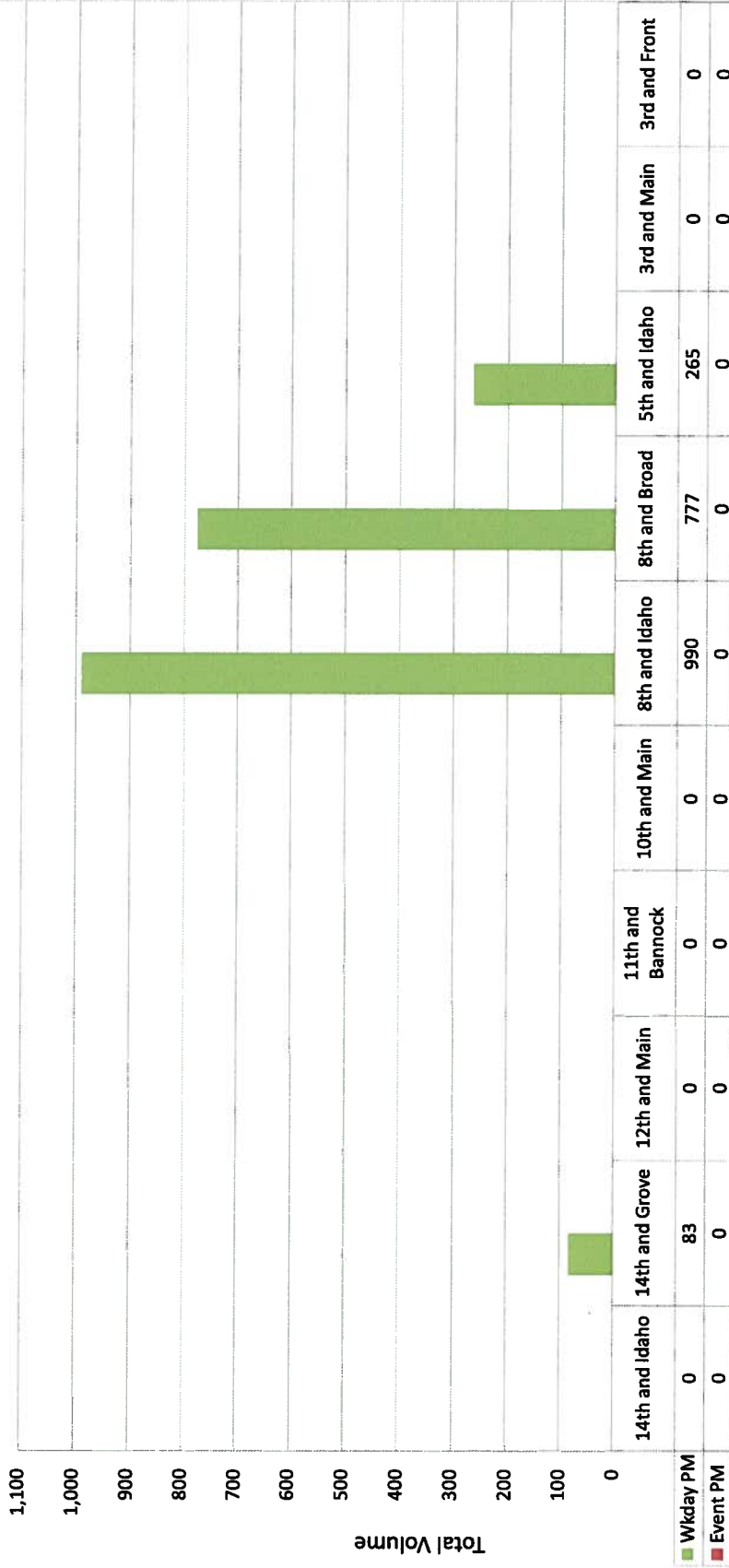
Schedule Time	Day / Date	Notes
Mid-Day = 11:30am - 1:00pm	Thursday, October 14, 2010	Warm and Pleasant. Very nice.
PM Wday = 4:30pm - 6:00pm	Thursday, October 14, 2010	Warm and Pleasant. Very nice.
Mid-Day = 11:30am - 1:00pm	Saturday, October 16, 2010	Nice Mild Evening. BSU away game.
PM Wday = 5:30pm - 7:00pm	Saturday, October 16, 2010	Nice Mild Evening. BSU away game.
PM Wday = 4:30pm - 6:00pm		

Pedestrian & Cyclist Count - October 2010 Boise, Idaho
Event Counts by Location

Location	14th and Idaho	14th and Grove	12th and Main	11th and Bannock	10th and Main	8th and Idaho	8th and Broad	5th and Idaho	3rd and Main	3rd and Front
Wkday	0	0	0	0	0	0	0	0	0	0
Total Volume										

Schedule Time	Day / Date	Notes
Mid-Day = 11:30am - 1:00pm	Thursday, October 14, 2010	Warm and Pleasant. Very nice.
PM Wday = 4:30pm - 6:00pm	Thursday, October 14, 2010	Warm and Pleasant. Very nice.
Mid-Day = 11:30am - 1:00pm	Saturday, October 16, 2010	Nice Mild Evening. BSU away game.
PM Wday = 5:30pm - 7:00pm	Saturday, October 16, 2010	Nice Mild Evening. BSU away game.
PM Wday = 4:30pm - 6:00pm		

Pedestrian & Cyclist Count - October 2010 Boise, Idaho
By Midweek PM and Event

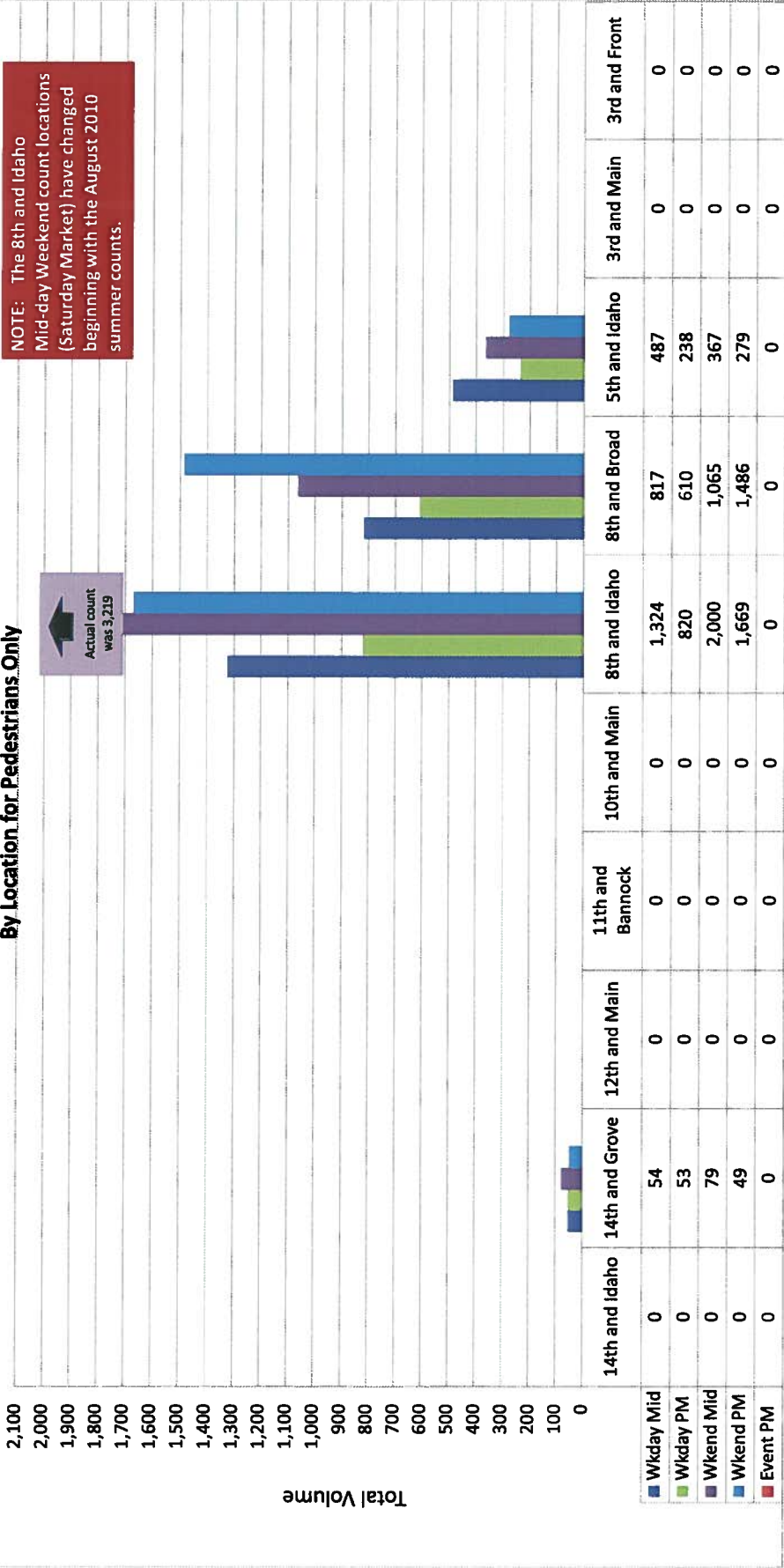


Schedule Time	Day / Date	Notes
Mid-Day = 11:30am - 1:00pm	Thursday, October 14, 2010	Warm and Pleasant. Very nice.
PM Wday = 4:30pm - 6:00pm	Thursday, October 14, 2010	Warm and Pleasant. Very nice.
Mid-Day = 11:30am - 1:00pm	Saturday, October 16, 2010	Nice Mild Evening. BSU away game.
PM Wday = 5:30pm - 7:00pm	Saturday, October 16, 2010	Nice Mild Evening. BSU away game.
PM Wday = 4:30pm - 6:00pm		

Pedestrian & Cyclist Count - October 2010 Boise, Idaho
By Location for Pedestrians Only

NOTE: The 8th and Idaho Mid-day Weekend count locations (Saturday Market) have changed beginning with the August 2010 summer counts.

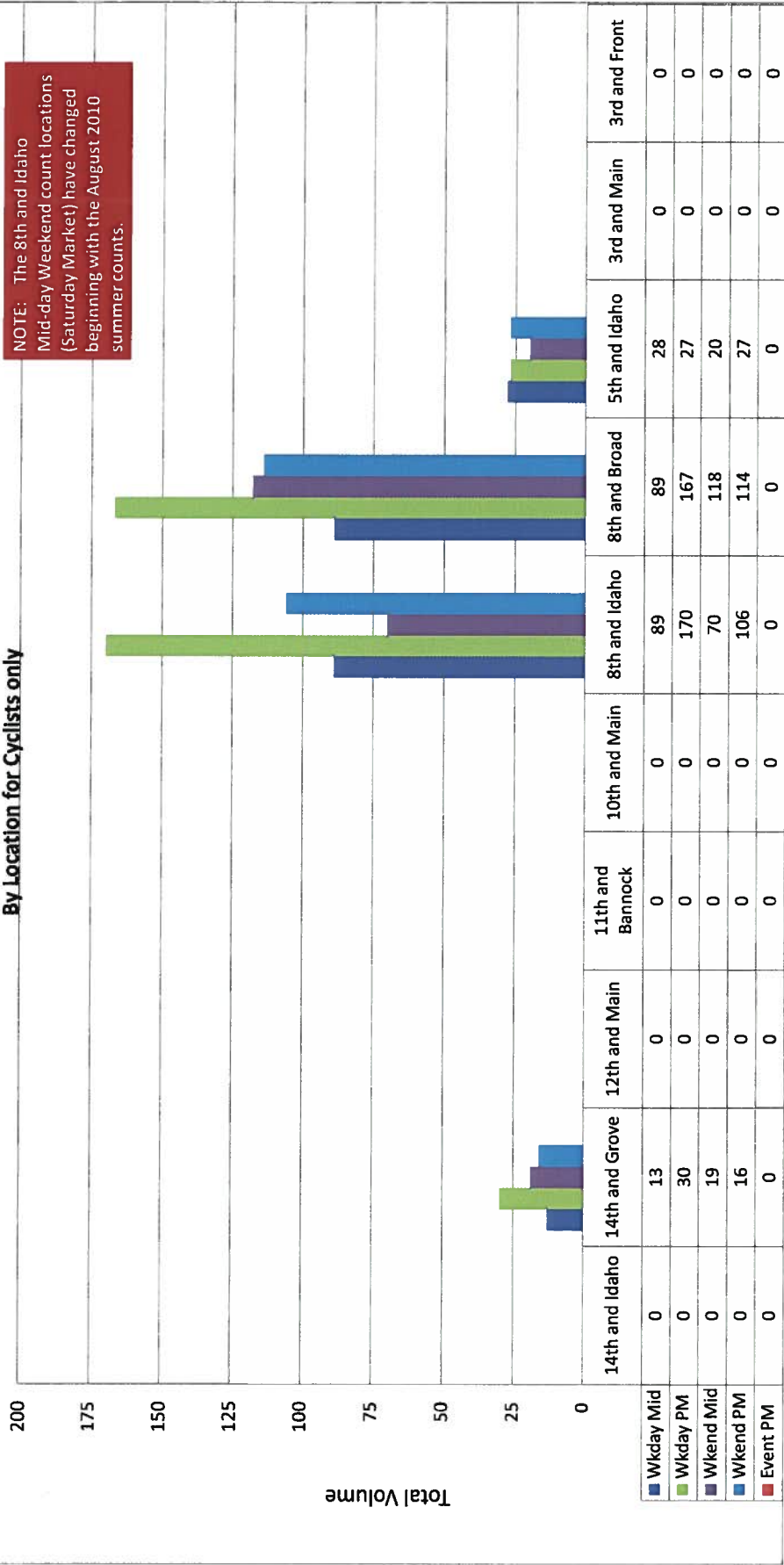
Actual count was 3,219



Schedule Time	Day / Date	Notes
Mid-Day	Thursday, October 14, 2010	Warm and Pleasant. Very nice.
PM Wday	Thursday, October 14, 2010	Warm and Pleasant. Very nice.
Mid-Day	Saturday, October 16, 2010	Nice Mild Evening. BSU away game.
PM Wday	Saturday, October 16, 2010	Nice Mild Evening. BSU away game.

Pedestrian & Cyclist Count - October 2010 Boise, Idaho
By Location for Cyclists only

NOTE: The 8th and Idaho Mid-day Weekend count locations (Saturday Market) have changed beginning with the August 2010 summer counts.



Schedule

Time	Day / Date	Notes
Mid-Day = 11:30am - 1:00pm	Thursday, October 14, 2010	Warm and Pleasant. Very nice.
PM Wday = 4:30pm - 6:00pm	Thursday, October 14, 2010	Warm and Pleasant. Very nice.
Mid-Day = 11:30am - 1:00pm	Saturday, October 16, 2010	Nice Mild Evening. BSU away game.
PM Wday = 5:30pm - 7:00pm	Saturday, October 16, 2010	Nice Mild Evening. BSU away game.
PM Wday = 4:30pm - 6:00pm		